

## Quality Control Report

### Contiguous Read Length

Number of traces (N) = 61

6 traces have short CRL.

5 trace have medium CRL.

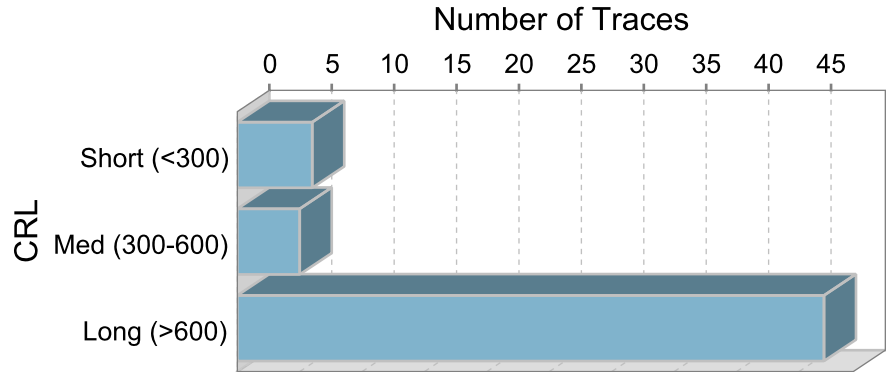
47 traces have long CRL.

Mean = 710

Median = 809

Range = 0 - 987



Standard Deviation = 258



### Legend

#### Trace Score

#### CRL




Trace File Name	Well#	Cap#	Trace Score	CRL	QV20+	Signal Intensity				Comments
						A	C	G	T	
D09_Control_183_01_06_2022_1.ab1	D9	73	36	835	882	1076	1461	1429	1330	
D09_Control_186_02_06_2022_1.ab1	D9	73	37	852	884	753	1115	1197	1054	
D10_Control_185_02_06_2022_1.ab1	D10	74	37	836	911	1055	1370	1557	1277	
H07_Control_184_02_06_2022_1.ab1	H7	49	36	811	862	1182	1381	1678	1301	
C01_Control_187_03_06_2022_1.ab1	C1	11	38	881	932	880	1061	1287	1020	
H09_Control_189_03_06_2022_1.ab1	H9	65	10	0	20	59	58	60	64	
H11_Control_188_03_06_2022_1.ab1	H11	81	37	853	898	777	1144	1069	1082	
A01_Control_190_06_06_2022_1.ab1	A1	15	34	810	853	232	290	294	283	
B09_Control_191_07_06_2022_1.ab1	B9	77	40	971	989	687	969	959	926	
H02_Control_196_2022_06_09_1.ab1	H2	2	N/A	N/A	N/A	38	36	34	45	
H06_Control_192_08_06_2022_1.ab1	H6	34	35	786	836	856	1028	1048	897	
H07_Control_194_2022_06_08_1.ab1	H7	49	36	823	875	938	1011	1194	1009	
H07_Control_195_2022_06_08_1.ab1	H7	49	N/A	N/A	N/A	43	39	37	47	
H08_Control_193_2022_06_08_1.ab1	H8	50	40	973	1021	1026	1298	1409	1180	
H03_Control_197_2022_06_09_1.ab1	H3	17	40	965	988	771	1148	1106	1046	
H06_Control_198_2022_06_10_1.ab1	H6	34	32	806	822	203	272	295	271	
D01_Control_201_2022_06_13_1.ab1	D1	9	44	693	686	309	436	511	442	
H09_Control_201_2022_06_13_1.ab1	H9	65	36	811	856	955	1160	1206	1035	
H12_Control_200_2022_06_13_1.ab1	H12	82	37	835	889	661	1010	979	909	
G07_Control_202_2022_06_14_1.ab1	G7	51	17	62	250	57	62	71	71	
G07_Control_203_2022_06_14_1.ab1	G7	51	35	830	861	585	772	959	728	
H07_Control_202_2022_06_14_1.ab1	H7	49	35	788	840	590	810	1009	807	
H07_Control_203_2022_06_14_1.ab1	H7	49	36	800	853	646	846	1051	822	
H07_Control_204_2022_06_14_1.ab1	H7	49	35	800	854	821	923	1121	887	

**Legend**

**Trace Score**

**CRL**




Trace File Name	Well#	Cap#	Trace Score	CRL	QV20+	Signal Intensity				Comments
						A	C	G	T	
C10_Control_205_2022_06_15_1.ab1	C10	76	37	826	876	809	1017	1196	935	
D12_Control_206_2022_06_15_1.ab1	D12	90	N/A	N/A	N/A	48	41	39	54	
H04_Control_205_2022_06_15_1.ab1	H4	18	36	364	409	128	152	184	163	
H12_Control_206_2022_06_15_1.ab1	H12	82	37	361	384	283	388	480	455	
D08_Control_207_2022_06_17_1.ab1	D8	58	37	819	864	1014	1110	1271	1030	
G07_Control_207_2022_06_17_1.ab1	G7	51	36	803	849	793	896	1051	861	
A11_Control_210_2022_06_20_1.ab1	A11	95	37	830	890	1150	1572	1587	1355	
F10_Control_209_2022_06_20_1.ab1	F10	70	36	828	862	1044	1159	1309	1159	
G09_Control_208_2022_06_20_1.ab1	G9	67	35	794	845	956	1255	1265	1103	
H09_Control_208_2022_06_20_1.ab1	H9	65	35	792	849	714	856	981	838	
H12_Control_209_2022_06_20_1.ab1	H12	82	33	811	851	999	1114	1234	1241	
H12_Control_210_2022_06_20_1.ab1	H12	82	36	841	870	772	1103	956	976	
C06_Control_215_2022_06_21_1.ab1	C6	44	37	845	885	491	566	707	622	
D11_Control_214_2022_06_21_1.ab1	D11	89	37	842	876	633	884	951	897	
F06_Control_211_2022_06_20_1.ab1	F6	38	35	809	851	570	661	703	632	
G07_Control_211_2022_06_20_1.ab1	G7	51	35	790	836	1219	1388	1506	1375	
G12_Control_212_2022_06_21_1.ab1	G12	84	37	843	892	677	974	931	857	
G12_Control_215_2022_06_21_1.ab1	G12	84	37	832	894	681	975	960	883	
H08_Control_212_2022_06_21_1.ab1	H8	50	38	705	749	298	425	493	430	
B05_Control_216_2022_06_22_1.ab1	B5	45	33	807	859	428	517	549	493	
E03_Control_216_2022_06_22_1.ab1	E3	23	48	671	673	571	791	915	762	
H02_Control_219_2022_06_22_1.ab1	H2	2	36	790	852	957	1292	1567	1336	
H12_Control_218_2022_06_22_1.ab1	H12	82	27	365	570	192	277	301	292	
G12_Control_222_2022_06_23_1.ab1	G12	84	17	78	146	84	129	102	124	
G12_Control_223_2022_06_23_1.ab1	G12	84	40	987	999	1015	1318	1229	1142	
G12_Control_224_2022_06_23_1.ab1	G12	84	40	937	974	1168	1388	1290	1233	
H12_Control_217_2022_06_23_1.ab1	H12	82	35	832	875	276	353	354	347	Peter Durcan
H12_Control_220_2022_06_23_1.ab1	H12	82	22	366	438	244	327	353	370	
H12_Control_221_2022_06_23_1.ab1	H12	82	22	201	327	181	336	231	333	
D04_Control_226_2022_06_24_1.ab1	D4	26	37	854	886	572	776	859	775	
H05_Control_225_2022_06_24_1.ab1	H5	33	35	802	827	894	1072	1157	959	
H04_Control_227_2022_06_27_1.ab1	H4	18	8	0	3	51	54	48	60	
H11_Control_228_2022_06_28_1.ab1	H11	81	28	385	455	193	251	270	283	
G07_Control_231_2022_06_29_1.ab1	G7	51	36	847	883	886	1025	1231	1011	
H02_Control_229_2022_06_29_1.ab1	H2	2	35	801	857	765	1078	1118	979	
D02_Control_232_2022_06_30_1.ab1	D2	10	19	148	182	75	89	106	96	

**Legend**

**Trace Score**

**CRL**



Trace File Name	Well#	Cap#	Trace Score	CRL	QV20+	Signal Intensity				Comments
						A	C	G	T	
D12_Control_233_2022_06_30_1.ab1	D12	90	34	730	744	343	505	528	499	