

Quality Control Report

Contiguous Read Length

Number of traces (N) = 31

0 traces have short CRL.

0 trace have medium CRL.

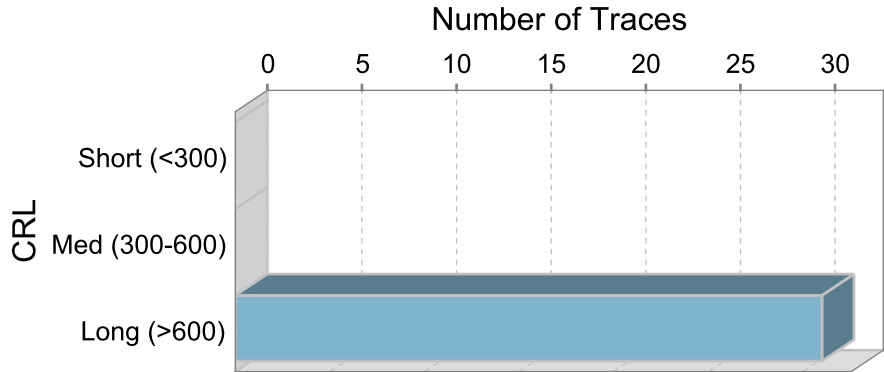
31 traces have long CRL.

Mean = 906

Median = 907

Range = 813 - 970



Standard Deviation = 25



Legend

Trace Score

CRL




Trace File Name	Well#	Cap#	Trace Score	CRL	QV20+	Signal Intensity				Comments
						A	C	G	T	
D02_Control_430_02_12_2024_1.ab1	D2	10	39	946	968	631	778	479	782	
F10_Control_429_02_12_2024_1.ab1	F10	70	39	917	980	1054	1353	1028	1251	
H04_Control_431_03_12_2024_1.ab1	H4	18	38	900	937	330	393	257	403	
F11_Control_432_04_12_2024_1.ab1	F11	85	38	920	955	1146	1479	1135	1411	
H06_Control_433_04_12_2024_1.ab1	H6	34	39	912	952	1238	1509	1239	1462	
D10_Control_435_05_12_2024_1.ab1	D10	74	39	901	953	990	1268	1069	1190	
E01_Control_434_05_12_2024_1.ab1	E1	7	38	902	915	603	726	432	778	
A08_Control_439_06_12_2024_1.ab1	A8	64	38	920	943	1354	1665	1346	1529	
C09_Control_437_06_12_2024_1.ab1	C9	75	38	911	975	1135	1436	1163	1373	
G03_Control_438_06_12_2024_1.ab1	G3	19	39	878	938	1203	1496	964	1486	
H12_Control_440_06_12_2024_1.ab1	H12	82	36	813	898	189	227	167	228	
H12_Control_441_06_12_2024_1.ab1	H12	82	37	898	947	272	324	264	311	
F12_Control_443_09_12_2024_1.ab1	F12	86	38	907	937	1635	2050	1519	1950	
H02_Control_445_09_12_2024_1.ab1	H2	2	39	924	967	2094	2705	1606	2676	
H07_Control_442_09_12_2024_1.ab1	H7	49	39	909	952	1561	1842	1563	1733	
H07_Control_444_09_12_2024_1.ab1	H7	49	39	918	941	1220	1437	1285	1377	
B11_Control_446_10_12_2024_1.ab1	B11	93	39	970	979	1340	1692	1271	1573	
F04_Control_449_10_12_2024_1.ab1	F4	22	38	903	938	771	1032	563	999	
G11_Control_448_10_12_2024_1.ab1	G11	83	38	906	939	931	1217	783	1178	
H10_Control_447_10_12_2024_1.ab1	H10	66	38	906	945	1165	1499	1194	1465	
F06_Control_450_2024_12_11_1.ab1	F6	38	38	909	955	1141	1547	1014	1352	
H05_Control_451_2024_12_12_1.ab1	H5	33	39	900	927	1258	1706	899	1694	
H12_Control_454_2024_12_12_1.ab1	H12	82	39	907	978	1651	2325	1311	2172	
D06_Control_460_2024_12_13_1.ab1	D6	42	39	901	947	1218	1822	802	1849	

Legend

Trace Score

CRL



Trace File Name	Well#	Cap#	Trace Score	CRL	QV20+	Signal Intensity				Comments
						A	C	G	T	
H12_Control_458_2024_12_13_1.ab1	H12	82	38	920	952	2009	2851	1442	2730	
H12_Control_459_2024_12_13_1.ab1	H12	82	38	904	939	1948	2734	1471	2553	
A01_Control_461_2024_12_18_1.ab1	A1	15	39	909	961	1606	2254	1012	2276	
C07_Control_462_2024_12_18_1.ab1	C7	59	39	902	965	1034	1530	744	1436	
B03_Control_467_2024_12_19_1.ab1	B3	29	38	882	919	1170	1636	678	1695	
E12_Control_465_2024_12_19_1.ab1	E12	88	37	864	940	404	557	294	536	
E12_Control_466_2024_12_19_1.ab1	E12	88	38	913	946	1208	1683	804	1697	