




Turnitin Assignment 2


Creates a Turnitin Moodle Direct assignment which links an activity in Moodle to an assignment/assignments on Turnitin. Once linked, the activity allows instructors to assess and provide feedback for student's written work using the assessment tools available within Turnitin's Document Viewer.

- **Step 1:** 
- **Step 2:**  **Add an activity or resource**
- **Step 3:** Select Turnitin Assignment 2
- **Step 4:** Add name and summary of assignment

▼ General

Turnitin Assignment Name*


Summary* 

Display description on course page 

- **Step 5:** Change Submission Type to

Submission Type*  File Upload ▼

- **Step 6:** Change Maximum File Size to

Maximum File Size  20MB ▼

- **Step 7:** Include the due date

- **Step 8:** Save and return to course Save and display Cancel

No part of this document may be reproduced or distributed in any form or by any means, or stored in a data base or retrieval system, without the prior written permission of the Centre for Learning Technologies, Stellenbosch University.



Sentrum vir Leertegnologieë
Centre for Learning Technologies
iZiko lokuFunda ezobuGcisa