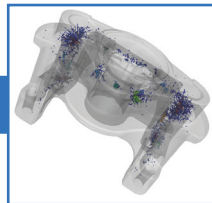


GE  
Measurement & Control


Stellenbosch University provides  
CT application services with GE technology

# phoenix v|tome|x m

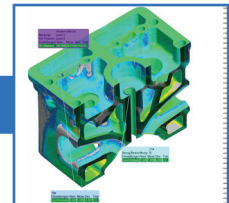
Versatile X-ray Computed Tomography system  
for non-destructive testing and 3D metrology



Automatic NDT pore volume analysis in an aluminum casting.




3D analyses of a scanned turbine blade.



3D measurements and nominal-actual CAD comparison on an aluminium cylinder head.

## Improving product quality and reliability with CT

- High accuracy 3D metrology and non destructive inspection tasks performed with minimal operator training
- By contrast to conventional CMM systems, a CT scan captures even all hidden features for 3D measurements, part-to-CAD comparison or reverse engineering
- Virtual defect analysis e.g. by 3D volume evaluation or virtual multi-positional 2D cross sectioning
- Increased 3D inspection throughput due to high power X-ray tube, efficient, fast detector technology, accelerated velo|CT reconstruction and click & measure|CT functionality



General Electric South Africa Ltd.  
130 Gazelle Avenue Corporate Park South  
Midrand , 1685 , ZA  
Tel.: +49 5031 172 0  
E-mail: amanda.vanderwesthuizen@ge.com

ZA application service with GE's CT technology:  
[www.sun.ac.za/caf](http://www.sun.ac.za/caf)

Contact: anton2@sun.ac.za

GE's high-resolution X-ray inspection and CT:  
[www.ge-mcs.com/phoenix](http://www.ge-mcs.com/phoenix)