

Quality Control Report

Contiguous Read Length

Number of traces (N) = 43

1 traces have short CRL.

1 trace have medium CRL.

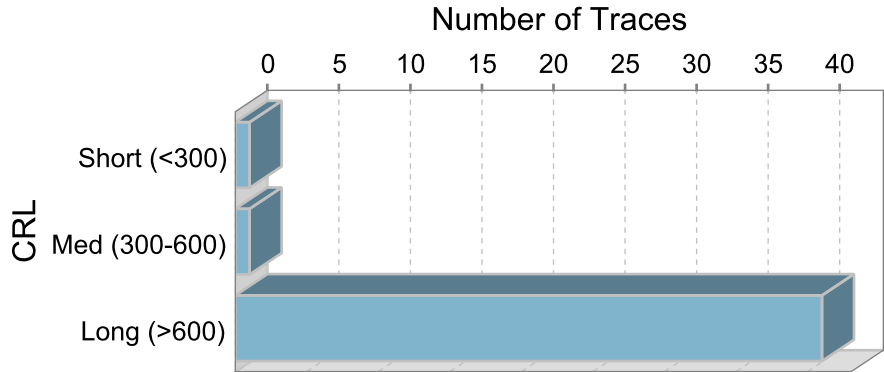
41 traces have long CRL.

Mean = 917

Median = 970

Range = 0 - 1012



Standard Deviation = 171



Legend

Trace Score

CRL




Trace File Name	Well#	Cap#	Trace Score	CRL	QV20+	Signal Intensity				Comments
						A	C	G	T	
C11_Control_283_04_09_2023_1.ab1	C11	91	38	973	978	2584	3098	2650	2936	
G11_Control_284_04_09_2023_1.ab1	G11	83	39	908	939	1827	2282	2299	2090	
H10_Control_285_04_09_2023_1.ab1	H10	66	39	969	973	1629	2017	2034	1776	
C06_Control_287_05_09_2023_1.ab1	C6	44	39	971	976	952	1299	1515	1182	
G12_Control_290_05_09_2023_2.ab1	G12	84	26	829	854	1783	1508	1838	2277	
H09_Control_288_05_09_2023_1.ab1	H9	65	39	897	978	724	1027	1245	1027	
H12_Control_291_05_09_2023_1.ab1	H12	82	11	0	15	51	74	56	73	
E12_Control_289_05_09_2023_15.ab1	E12	15	31	953	942	898	782	971	1335	
F12_Control_294_06_09_2023_1.ab1	F12	86	39	970	976	779	987	1006	922	
G06_Control_293_06_09_2023_1.ab1	G6	36	39	998	998	829	1190	1187	1088	
H09_Control_292_06_09_2023_1.ab1	H9	65	39	971	985	1107	1422	1408	1220	
H12_Control_295_06_09_2023_1.ab1	H12	82	39	972	994	490	604	663	605	
G05_Control_298_07_09_2023_1.ab1	G5	35	39	906	978	1386	1787	1517	1650	
G07_Control_297_07_09_2023_1.ab1	G7	51	40	974	1000	1097	1335	1445	1171	
H04_Control_296_07_09_2023_1.ab1	H4	18	39	986	990	466	595	549	653	
F12_Control_299_08_09_2023_1.ab1	F12	86	39	1012	1003	783	977	840	852	
H09_Control_301_11_09_2023_1.ab1	H9	65	38	899	971	277	342	341	334	
H10_Control_300_11_09_2023_1.ab1	H10	66	39	908	971	541	703	632	621	
H05_Control_303_12_09_2023_1.ab1	H5	33	38	949	980	2263	2986	2062	2868	
H12_Control_302_12_09_2023_1.ab1	H12	82	28	396	648	70	94	83	95	
F12_Control_304_13_09_2023_1.ab1	F12	86	39	916	973	1602	1957	1758	1862	
H02_Control_305_14_09_2023_1.ab1	H2	2	39	1005	986	261	319	254	331	
F12_Control_307_15_09_2023_1.ab1	F12	86	38	911	966	2395	2974	2593	2850	
H03_Control_306_15_09_2023_1.ab1	H3	17	38	993	984	1291	1526	1341	1666	

Legend

Trace Score

CRL



Trace File Name	Well#	Cap#	Trace Score	CRL	QV20+	Signal Intensity				Comments
						A	C	G	T	
D08_Control_308_18_09_2023_1.ab1	D8	58	39	981	990	1782	2298	1800	2190	
E12_Control_309_18_09_2023_1.ab1	E12	88	38	981	991	1466	1815	1507	1589	
H12_Control_310_18_09_2023_1.ab1	H12	82	38	905	978	1098	1405	1217	1484	
E12_Control_313_19_09_2023_1.ab1	E12	88	39	980	1002	1106	1410	1279	1359	
G06_Control_311_19_09_2023_1.ab1	G6	36	39	987	996	671	840	736	771	
H12_Control_312_19_09_2023_1.ab1	H12	82	37	903	971	839	1011	923	963	
C03_Control_315_20_09_2023_1.ab1	C3	27	39	908	972	1124	1403	1195	1305	
E12_Control_314_20_09_2023_1.ab1	E12	88	38	985	993	1235	1495	1334	1381	
G06_Control_316_21_09_2023_1.ab1	G6	36	39	977	977	1437	1735	1675	1507	
H03_Control_317_21_09_2023_1.ab1	H3	17	39	913	998	2299	2814	2184	2786	
A12_Control_318_21_09_2023_1.ab1	A12	96	39	976	1000	1385	1782	1519	1569	
F05_Control_319_22_09_2023_1.ab1	F5	37	39	977	988	1665	2054	1961	1815	
H06_Control_320_26_09_2023_1.ab1	H6	34	39	920	976	2004	2563	2120	2279	
H09_Control_321_26_09_2023_1.ab1	H9	65	39	922	978	1808	2264	2078	1940	
D10_Control_323_27_09_2023_1.ab1	D10	74	39	993	988	1436	1986	1866	1714	
D12_Control_324_27_09_2023_1.ab1	D12	90	39	930	995	1753	2128	1731	1903	
F11_Control_326_28_09_2023_1.ab1	F11	85	39	982	991	1365	1772	1590	1631	
H12_Control_322_27_09_2023_1.ab1	H12	82	38	961	977	1102	1441	1344	1295	
H04_Control_327_29_09_2023_1.ab1	H4	18	39	994	996	1267	1591	1251	1628	