

Quality Control Report

Contiguous Read Length

Number of traces (N) = 43

1 traces have short CRL.

1 trace have medium CRL.

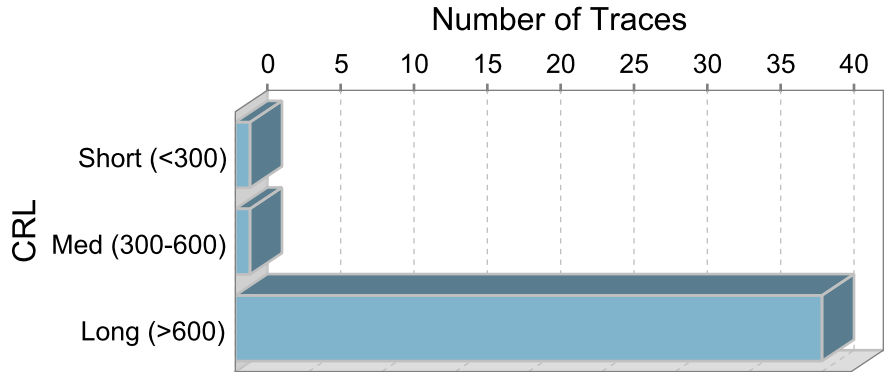
40 traces have long CRL.

Mean = 873

Median = 903

Range = 235 - 957



Standard Deviation = 131



Legend

Trace Score

CRL




Trace File Name	Well#	Cap#	Trace Score	CRL	QV20+	Signal Intensity				Comments
						A	C	G	T	
H02_Control_188_2023_07_04_1.ab1	H2	2	N/A	N/A	N/A	40	38	40	44	
H09_Control_189_2023_07_05_nuwe PGEM_onsM13_1.ab1	H9	65	38	954	974	434	479	559	470	
H11_Control_189_2023_07_05_ouPG EM_kitM13_1.ab1	H11	81	31	460	561	212	302	383	317	
H12_Control_189_2023_07_05_nuwe PGEM_kitM13_1.ab1	H12	82	39	933	972	1934	2331	2370	2031	
H01_Control_190_2023_07_06_1.ab1	H1	1	39	893	952	1475	1922	1684	1873	
H06_Control_191_2023_07_06_1.ab1	H6	34	39	953	951	2756	3737	2669	3467	
H01_Control_192_2023_07_07_1.ab1	H1	1	24	235	532	54	63	57	65	
H03_Control_193_2023_07_10_1.ab1	H3	17	40	956	988	1556	1896	1409	1845	
D09_Control_195_2023_07_10_1.ab1	D9	73	42	705	701	447	633	946	706	
H06_Control_196_2023_07_11_1.ab1	H6	34	40	957	979	780	936	1001	879	
H12_Control_194_2023_07_10_1.ab1	H12	82	38	904	947	1029	1326	1433	1199	
H03_Control_197_2023_07_12_1.ab1	H3	17	40	930	957	1010	1255	915	1247	
H03_Control_198_2023_07_12_1.ab1	H3	17	39	879	894	881	1218	1131	1381	
A12_Control_201_2023_07_14_1.ab1	A12	96	39	911	953	512	640	731	583	
B09_Control_199_2023_07_13_1.ab1	B9	77	39	930	964	1202	1538	1542	1342	
E01_Control_203_2023_07_14_1.ab1	E1	7	35	884	917	1444	1664	1239	1993	
G11_Control_202_2023_07_14_1.ab1	G11	83	36	914	950	1013	1125	1189	1171	
H04_Control_200_2023_07_13_1.ab1	H4	18	40	903	967	1168	1425	1138	1493	
B06_Control_205_2023_07_17_1.ab1	B6	46	36	892	900	1534	1820	1830	1635	
A11_Control_208_2023_07_18_1.ab1	A11	95	39	917	951	1416	1932	1605	2170	
H12_Control_206_2023_07_18_1.ab1	H12	82	36	877	901	1212	1586	1637	1443	
H12_Control_207_2023_07_18_1.ab1	H12	82	37	888	917	1215	1611	1725	1500	
D05_Control_209_2023_07_19_1.ab1	D5	41	37	907	938	1210	1335	1493	1350	

Legend

Trace Score

CRL



Trace File Name	Well#	Cap#	Trace Score	CRL	QV20+	Signal Intensity				Comments
						A	C	G	T	
H12_Control_210_2023_07_19_1.ab1	H12	82	37	903	941	1270	1631	1575	1461	
H12_Control_211_2023_07_19_1.ab1	H12	82	37	893	934	1470	1838	1826	1660	
B12_Control_216_2023_07_20_1.ab1	B12	94	38	923	946	2217	2843	2499	2675	
F12_Control_214_2023_07_20_1.ab1	F12	86	36	906	928	307	414	350	385	
F12_Control_217_2023_07_20_1.ab1	F12	86	37	858	929	1144	1398	1350	1395	
H04_Control_215_2023_07_20_1.ab1	H4	18	38	893	927	1905	2455	1960	2689	
H12_Control_218_2023_07_20_1.ab1	H12	82	37	892	929	1283	1695	1728	1593	
A11_Control_221_2023_07_21_1.ab1	A11	95	39	941	958	1548	1928	1652	2100	
D11_Control_219_2023_07_21_1.ab1	D11	89	39	930	969	1689	2224	2240	2108	
H06_Control_220_2023_07_21_1.ab1	H6	34	38	893	939	1150	1438	1660	1455	
H05_Control_224_2023_07_24_1.ab1	H5	33	39	892	945	1238	1588	1507	1438	
F08_Control_226_2023_07_25_1.ab1	F8	54	39	928	953	1575	1999	2141	1972	
H01_Control_225_2023_07_25_1.ab1	H1	1	38	921	946	2337	2966	2311	2800	
H05_Control_227_2023_07_26_1.ab1	H5	33	38	890	928	521	654	620	603	
H03_Control_228_2023_07_27_1.ab1	H3	17	39	903	922	1876	2470	2019	2492	
H07_Control_229_2023_07_27_1.ab1	H7	49	37	894	932	1899	2290	2378	2212	
B11_Control_230_2023_07_28_1.ab1	B11	93	38	927	941	2191	3015	2464	2768	
H12_Control_231_2023_07_28_1.ab1	H12	82	37	893	929	1345	1681	1919	1603	
H04_Control_233_2023_07_31_1.ab1	H4	18	34	717	778	698	1046	814	1036	
H07_Control_234_2023_07_31_1.ab1	H7	49	38	903	942	856	1251	1308	1147	