

## Quality Control Report

### Contiguous Read Length

Number of traces (N) = 38

1 traces have short CRL.

0 trace have medium CRL.

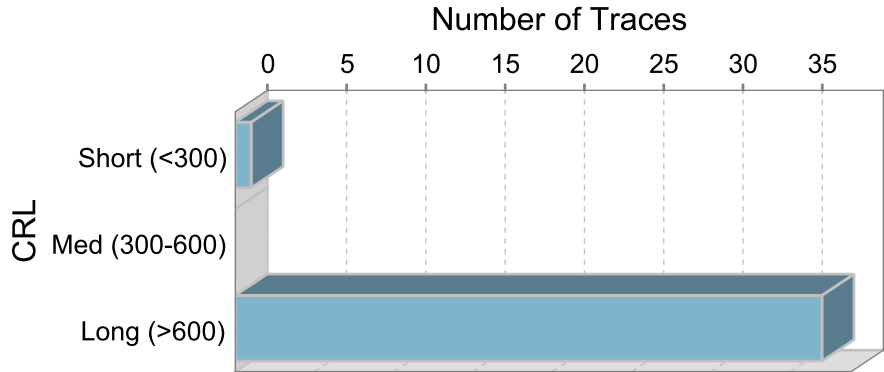
37 traces have long CRL.

Mean = 955

Median = 983

Range = 0 - 1031



Standard Deviation = 162



### Legend

#### Trace Score

#### CRL




Trace File Name	Well#	Cap#	Trace Score	CRL	QV20+	Signal Intensity				Comments
						A	C	G	T	
D06_Control_252_2024_08_01_1.ab1	D6	42	39	989	1008	1534	1822	1365	1863	
G12_Control_250_2024_08_01_1.ab1	G12	84	40	962	997	1414	1851	1324	1679	
H08_Control_247_2024_08_01_1.ab1	H8	50	40	983	1010	1674	1988	1567	1886	
H12_Control_248_2024_08_01_1.ab1	H12	82	40	928	975	1156	1456	1117	1415	
H12_Control_249_2024_08_01_1.ab1	H12	82	40	933	975	1195	1536	1120	1424	
H12_Control_251_2024_08_01_1.ab1	H12	82	39	929	968	504	630	478	623	
E02_Control_253_2024_08_02_1.ab1	E2	8	39	948	1004	2769	3518	1767	3930	
H09_Control_254_2024_08_05_1.ab1	H9	65	40	983	1015	1799	2187	1676	2048	
H12_Control_255_2024_08_05_1.ab1	H12	82	10	0	4	51	48	48	51	
B12_Control_259_2024_08_06_1.ab1	B12	94	40	982	1006	1163	1534	1162	1646	
H02_Control_257_2024_08_06_1.ab1	H2	2	40	970	983	3497	4166	2539	4226	
H03_Control_258_2024_08_06_1.ab1	H3	17	40	1014	1014	2779	3649	1990	3829	
H12_Control_256_2024_08_05_1.ab1	H12	82	40	982	1017	832	1034	944	1039	
E01_Control_260_2024_08_08_1.ab1	E1	7	39	1008	1013	1128	1273	1011	1520	
H06_Control_261_2024_08_08_1.ab1	H6	34	40	979	992	2869	3530	2664	3370	
C07_Control_264_2024_08_13_1.ab1	C7	59	39	991	1007	1506	1875	1130	1925	
C09_Control_266_2024_08_13_1.ab1	C9	75	40	1014	1016	2142	2685	1697	2724	
D09_Control_265_2024_08_13_1.ab1	D9	73	40	984	1000	1352	1515	1372	1418	
H08_Control_262_2024_08_13_1.ab1	H8	50	40	1016	1027	1843	2217	1624	2128	
H08_Control_263_2024_08_13_1.ab1	H8	50	39	942	1009	1556	1820	1271	1738	
D06_Control_268_2024_08_15_1.ab1	D6	42	40	986	1017	1475	1718	1481	1518	
H06_Control_267_2024_08_15_1.ab1	H6	34	40	987	1017	977	1105	1052	1060	
E06_Control_269_2024_08_16_1.ab1	E6	40	39	1031	1031	221	250	221	233	
H05_Control_270_2024_08_16_1.ab1	H5	33	39	1007	1006	383	440	372	419	

**Legend**

**Trace Score**

**CRL**



Trace File Name	Well#	Cap#	Trace Score	CRL	QV20+	Signal Intensity				Comments
						A	C	G	T	
E01_Control_271_2024_08_19_1.ab1	E1	7	40	943	1000	2199	2685	1456	2886	
H12_Control_273_2024_08_19_1.ab1	H12	82	40	978	981	2016	2686	1673	2545	
E10_Control_272_2024_08_20_1.ab1	E10	72	39	1014	1012	1455	2045	1315	1907	
F11_Control_274_2024_08_20_1.ab1	F11	85	40	989	1014	1663	2057	1555	1896	
C07_Control_278_2024_08_22_1.ab1	C7	59	39	980	1007	783	901	743	906	
C09_Control_277_2024_08_22_1.ab1	C9	75	39	979	1001	1080	1292	1007	1218	
E09_Control_276_2024_08_22_1.ab1	E9	71	39	936	1002	1116	1349	1164	1268	
H01_Control_275_2024_08_22_1.ab1	H1	1	38	990	1019	1399	1697	1079	1631	
H06_Control_279_2024_08_23_1.ab1	H6	34	39	986	994	937	1196	801	1233	
E09_Control_280_2024_08_26_1.ab1	E9	71	39	1027	1025	1071	1507	958	1357	
G11_Control_281_2024_08_27_1.ab1	G11	83	39	1011	1026	1412	1851	1255	1839	
D07_Control_283_2024_08_29_1.ab1	D7	57	39	1020	1020	1084	1335	931	1261	
H06_Control_282_2024_08_28_1.ab1	H6	34	39	951	1007	953	1214	798	1182	
H02_Control_284_2024_08_30_1.ab1	H2	2	39	939	981	3178	4410	2011	4619	