

Quality Control Report

Contiguous Read Length

Number of traces (N) = 31

1 traces have short CRL.

2 trace have medium CRL.

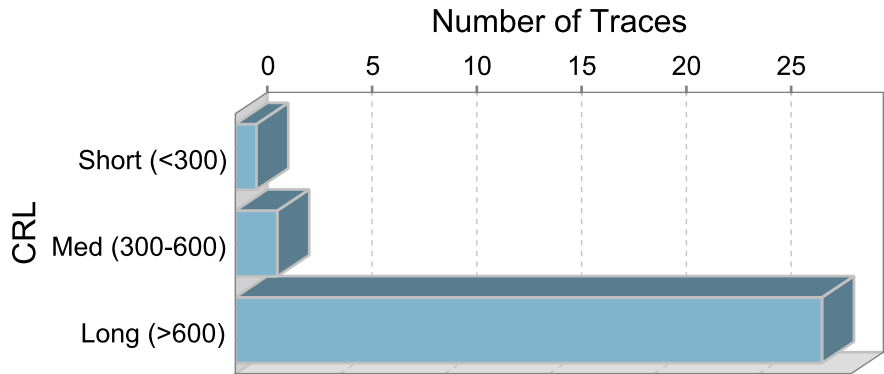
28 traces have long CRL.

Mean = 853

Median = 922

Range = 106 - 966



Standard Deviation = 200



Legend

Trace Score

CRL




Trace File Name	Well#	Cap#	Trace Score	CRL	QV20+	Signal Intensity				Comments
						A	C	G	T	
A12_Control_379_01_11_2023_1.ab1	A12	96	38	909	955	1088	1487	1248	1255	
H12_Control_380_01_11_2023_1.ab1	H12	82	38	937	960	416	519	529	485	
H12_Control_381_02_11_2023_1.ab1	H12	82	38	906	970	358	475	529	470	
E08_Control_382_03_11_2023_1.ab1	E8	56	38	959	963	289	343	333	305	
H04_Control_383_06_11_2023_1.ab1	H4	18	39	965	973	546	674	604	694	
E11_Control_384_2023_11_07_1.ab1	E11	87	37	955	968	406	508	533	479	
G06_Control_385_2023_11_08_1.ab1	G6	36	31	395	417	211	308	349	336	
H05_Control_386_2023_11_09_1.ab1	H5	33	38	966	966	425	633	695	600	
B05_Control_390_2023_11_14_1.ab1	B5	45	39	944	968	430	577	669	557	
E03_Control_389_2023_11_14_1.ab1	E3	23	30	858	917	146	167	183	159	
F04_Control_387_2023_11_14_1.ab1	F4	22	14	106	130	110	158	151	158	
H12_Control_388_2023_11_14_1.ab1	H12	82	39	953	972	471	689	776	645	
D03_Control_396_2023_11_16_1.ab1	D3	25	38	928	965	890	1078	905	980	
D08_Control_391_2023_11_16_1.ab1	D8	58	39	939	968	680	795	891	738	
F06_Control_395_2023_11_16_1.ab1	F6	38	22	370	454	159	220	250	232	
F10_Control_393_2023_11_16_1.ab1	F10	70	39	928	978	533	754	814	659	
F10_Control_394_2023_11_16_1.ab1	F10	70	36	908	956	315	424	395	378	
H12_Control_392_2023_11_16_1.ab1	H12	82	38	926	956	871	1040	1103	985	
B03_Control_398_2023_11_22_1.ab1	B3	29	39	941	960	853	1195	1167	1145	
B12_Control_397_2023_11_22_1.ab1	B12	94	39	913	973	1704	2097	1889	2008	
C03_Control_401_2023_11_22_1.ab1	C3	27	39	835	884	185	269	361	294	
D09_Control_400_2023_11_22_1.ab1	D9	73	38	922	952	649	780	823	678	
H07_Control_399_2023_11_22_1.ab1	H7	49	39	902	954	1146	1377	1431	1260	
A11_Control_403_2023_11_24_1.ab1	A11	95	39	649	747	230	328	405	393	

Legend

Trace Score

CRL



Trace File Name	Well#	Cap#	Trace Score	CRL	QV20+	Signal Intensity				Comments
						A	C	G	T	
E04_Control_402_2023_11_24_1.ab1	E4	24	39	907	950	1199	1722	1811	1621	
F11_Control_404_2023_11_27_1.ab1	F11	85	40	875	902	177	290	346	275	
H01_Control_405_2023_11_28_1.ab1	H1	1	39	949	965	967	1176	1029	1150	
H07_Control_406_2023_11_28_1.ab1	H7	49	39	903	942	955	1210	1230	1130	
H03_Control_407_2023_11_29_1.ab1	H3	17	39	936	952	242	303	263	309	
G06_Control_408_2023_11_30_1.ab1	G6	36	39	907	959	1040	1329	1401	1220	
G11_Control_409_2023_11_30_1.ab1	G11	83	39	944	976	641	964	1020	927	