

Quality Control Report

Contiguous Read Length

Number of traces (N) = 37

2 traces have short CRL.

0 trace have medium CRL.

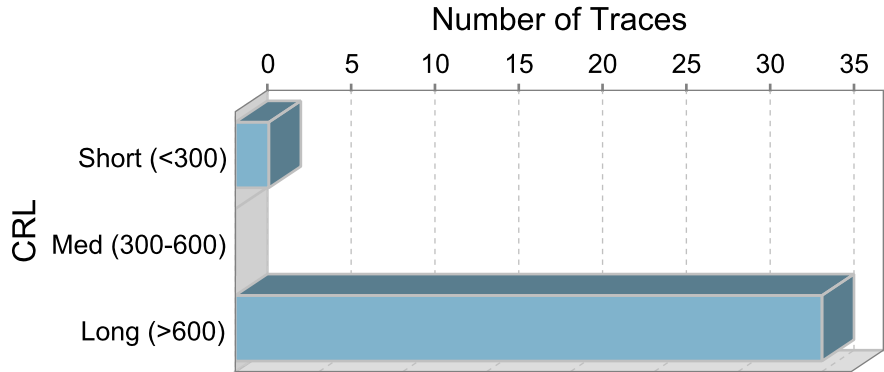
35 traces have long CRL.

Mean = 858

Median = 907

Range = 0 - 951



Standard Deviation = 208



Legend

Trace Score

CRL




Trace File Name	Well#	Cap#	Trace Score	CRL	QV20+	Signal Intensity				Comments
						A	C	G	T	
D10_Control_413_2023_12_01_1.ab1	D10	74	39	907	962	462	691	725	677	
E10_Control_410_2023_12_01_1.ab1	E10	72	10	0	2	44	56	49	56	
H12_Control_411_2023_12_01_1.ab1	H12	82	37	873	945	438	563	609	536	
H12_Control_412_2023_12_01_1.ab1	H12	82	38	907	945	548	816	712	818	
A11_Control_414_2023_12_04_1.ab1	A11	95	39	921	958	1391	2028	1683	2161	
F08_Control_415_2023_12_04_2.ab1	F8	54	38	893	920	696	805	989	842	
A12_Control_419_2023_12_05_1.ab1	A12	96	39	905	953	837	1165	1132	1060	
H12_Control_416_2023_12_05_1.ab1	H12	82	38	897	938	968	1227	1221	1120	
H12_Control_417_2023_12_05_1.ab1	H12	82	37	894	935	318	427	473	421	
H12_Control_418_2023_12_05_1.ab1	H12	82	38	905	946	501	728	604	660	
A11_Control_420_2023_12_06_1.ab1	A11	95	39	909	956	2368	3553	2193	3648	
F12_Control_421_2023_12_06_1.ab1	F12	86	39	936	964	843	1147	1099	1088	
H12_Control_422_2023_12_06_1.ab1	H12	82	39	882	969	934	1288	1308	1272	
G11_Control_424_2023_12_07_1.ab1	G11	83	39	911	974	1584	2148	1880	1992	
H04_Control_423_2023_12_07_1.ab1	H4	18	40	951	995	1326	1776	1436	1828	
C12_Control_426_2023_12_08_1.ab1	C12	92	39	913	962	1092	1398	1263	1385	
G11_Control_425_2023_12_08_1.ab1	G11	83	39	898	929	2428	3391	2367	3089	
C08_Control_430_2023_12_11_1.ab1	C8	60	39	905	931	1318	1838	1478	1561	
E03_Control_427_2023_12_11_1.ab1	E3	23	40	899	938	2079	2913	2309	2647	
H02_Control_430_2023_12_11_1.ab1	H2	2	39	915	958	2543	3492	2070	3282	
H12_Control_429_2023_12_11_1.ab1	H12	82	38	904	951	967	1414	1394	1351	
E12_Control_431_2023_12_12_1.ab1	E12	88	38	930	957	732	1112	1138	1079	
H12_Control_432_2023_12_12_1.ab1	H12	82	38	907	963	1320	1804	1551	1656	
H12_Control_433_2023_12_12_1.ab1	H12	82	38	898	926	1332	1953	1296	1805	

Legend

Trace Score

CRL



Trace File Name	Well#	Cap#	Trace Score	CRL	QV20+	Signal Intensity				Comments
						A	C	G	T	
H12_Control_434_2023_12_12_1.ab1	H12	82	38	894	917	1527	2093	1843	1934	
D10_Control_437_2023_12_13_1.ab1	D10	74	39	909	930	2560	3717	2377	3191	
F03_Control_435_2023_12_13_1.ab1	F3	21	39	910	948	689	898	686	839	
H12_Control_436_2023_12_13_1.ab1	H12	82	38	910	962	362	510	482	473	
E10_Control_439_2023_12_18_1.ab1	E10	72	39	907	946	1474	2113	1741	1916	
G12_Control_440_2023_12_18_1.ab1	G12	84	39	909	959	2111	3047	2169	2814	
H01_Control_443_2023_12_19_1.ab1	H1	1	39	927	952	2717	3457	2574	3415	
H05_Control_438_2023_12_18_1.ab1	H5	33	39	911	945	1899	2574	1958	2330	
H10_Control_441_2023_12_19_1.ab1	H10	66	39	911	961	673	1000	978	920	
H12_Control_442_2023_12_19_1.ab1	H12	82	39	908	965	1441	1920	1642	1779	
C04_Control_444_2023_12_20_1.ab1	C4	28	13	0	103	50	64	50	63	
E03_Control_444_2023_12_20_1.ab1	E3	23	39	907	944	2162	3143	2207	2975	
H01_Control_444_2023_12_20_1.ab1	H1	1	39	893	917	644	902	749	965	