

Communication from Council

The first scheduled Council meeting of 2015 took place on 4 May 2015. It was also the first Council meeting attended by Prof Wim de Villiers, Rector and Vice-Chancellor since his term of office started on 1 April 2015. From the position of Rector, both Prof de Villiers and Prof Leopoldt van Huyssteen, Acting Rector and Vice-Chancellor from 28 June 2014 to 31 March 2015, reported to Council this week.

Approval of annual report and financial statements for 2014

Council approved the annual report and consolidated financial statements for 2014 at the recommendation of the Audit and Risk Committee (ARC). Council also took note of the positive external audit report. Prof Prieur du Plessis, Chairperson of the ARC, expressed his appreciation for the excellent work done by the Finance division.

Academic programme offering

The following new academic programmes have been approved by Council at the recommendation of Senate: MPhil (Minimally Access Gynaecological Surgery); Higher Certificate in Audio Technology; Postgraduate Diploma in Film Music; MPhil (Film Music); MPhil (Development Demography); PhD (Urban and Regional Science); Postgraduate Certificate in Education in Further Education and Training; MSc (Food and Nutrition Security); Postgraduate Diploma (Agronomy); Diploma (Sustainable Development Management and Planning); Advanced Certificate in Business Management and Administration; B in Nursing and Midwifery; Postgraduate Diploma in Nursing (Occupational Health); MPhil in Infant Mental Health; MPhil in Cancer Science; M in Addiction Care; M in Public Health Nutrition; and MSc in Biostatistics.

Career promotion of women

The work of the task team has been completed and will be tabled at the Rector's management meeting and the Human Resources Committee of Council before it is discussed in the June meeting of Council.

NSFAS funding

The Executive Committee of Council informed Council that the members took note of the issues surrounding NSFAS funding and that the proposed actions of the Rector's Management Team be supported. SU can expect less money from the NSFAS in the future, and since most CBI students are dependent on financial support, this will place greater pressure on support funds. In 2014, SU spent a total of R588 million on bursaries, of which 55% was allocated to CBI students. Since it is not possible for SU to enlarge this amount further from own funds, innovative ways will have to be found to obtain significantly more funds from third-stream income. An increase in throughput rates could relieve the pressure on the support funds, and faculties will need to play a key role in this regard. SU will have further discussions with the NSFAS and also request that HESA clear up problem areas and report back to all tertiary institutions.

SU *Woordfees* (Wordfest)

The Rector's report made specific mention of the great success of the 16th SU *Woordfees* (Wordfest) in March 2015. Ticket sales and attendance figures increased by 30% and sponsorships and donations for the *Woordfees* and the WOW programme increased from R7 million in 2014 to R11 million in 2015. The *Woordfees* provides a large financial injection for the town and boasted a number of new initiatives this year. The festival site was re-planned; a cashless environment was created; there was a larger offering of WOW projects during the festival; and activities were expanded to the Breughel Theatre in Cloetesville and Amazink in Kayamandi.

Enrolment planning

In the Rector's Report, Council was informed of the newcomer first-year student figures calculated after the final registration period in 2015. CBI enrolments exceeded the target by 5,6%, but since there also was an increase in the number of white students, the CBI as subsection of the whole decreased by 1,1%.

Newcomer first-year students 2011 - 2015

Year	White students	CBI students
2011	3 497	1 201
2012	3 105	1 085
2013	3 162	1 462
2014	3 410	1 848
2015	3 602	1 854

All undergraduate enrolments 2011 - 2015

Year	White students	CBI students
2011	12 717	4 270
2012	12 545	4 378
2013	12 374	4 885
2014	12 435	5 636
2015	12 691	6 287

Since 2011 there has been a sustained increase of 8% in the CBI percentage of all undergraduate enrolments.

Student success

The Rector's Report elaborated on the role of the First-year Academy in the constant first-year retention rate of 86%-87% at SU over the past nine years, despite problems in the schooling system. The First-year Academy also makes an important contribution to the success rate of some CBI students and those in extended degree programmes, thanks to strong institutional and systemic support to overcome poor matric marks.

The SU mentor programme has also received international attention. This is probably the most extensive programme in terms of participation in South Africa. Approximately 700 senior students offer psychosocial mentoring support and development to about 4 000 first-year students. The

results indicate that this has a positive effect on the adaptation, adjustment and academic success of newcomer first-year students.

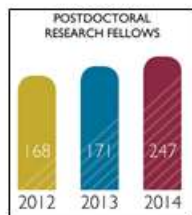
Building names, symbols and statues

Against the background of recent events on campuses in South Africa, the Chairperson of Council requested a discussion on building names, symbols and statues. Prof Arnold Schoonwinkel, Vice-Rector: Learning and Teaching, informed Council of the Contingency Committee that is paying attention to the matter and the discussions that already are under way with different student groups after the Human Dignity March on 6 March 2015. Council supports the Management standpoint that discussions on transformation at SU should be channelled via the Students' Representative Council (SRC), since the SRC's role as a statutory body is captured in the Statute of the University. Progress in this regard will be reported on at the next Council meeting.

Management reporting: Research and Innovation

The vice-rectors report extensively on their respective centres of responsibility at various Council meetings every year. What follows below are a few slides with interesting information on the University's research successes from the presentation of Prof Eugene Cloete, Vice-Rector: Research and Innovation, to Council.

Kundigheidsbasis/ Human resources



Postdocs (R50 million per annum)

108 international post docs

Young academic stars:

- 12 NRF Research Career Advancement Awards (R3 million /annum)
- 9 Consolidoc awards (R1,5 million)
- 60 Mellon Early Research Career awards (MERC) (R5,3 million)
- 5 Andrew W Mellon appointments (R 6 million)



Kundigheidsbasis

Human resources

ACADEMIC STAFF

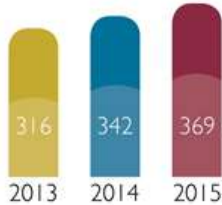


62%
of our academic staff
have a PhD degree



88
Staff that retire over
the next 5 years

TOTAL NUMBER OF NRF RATED
SU ACADEMICS



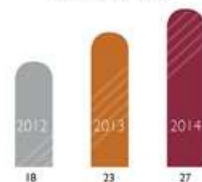
15
A-Rated researchers



Geborgde Navorsingsleerstoele (2015)

Endowed Research Chairs (2015)

SARCHI AND OTHER SPONSORED
RESEARCH CHAIRS



9 new Endowed Chairs since 2012

New endowed chairs – 2015 target

- 3 x SARCHI
- L'Dreal (Science)
- UNESCO (Humanoria)
- Sport Medicine (Medical and Health Sciences)
- ETDIP – SETA (Youth unemployment)
- Bioinformatics (Science/Agric/MHS)
- Chinese Studies (Humanoria)
- Environmental legislation (Law)
- Fraunhofer (Engineering/Science)
- 3x Chairs in USB and Economic and Management Sciences
- CSIR Chair in Physics (Science)



Derdegeldstroominkomste

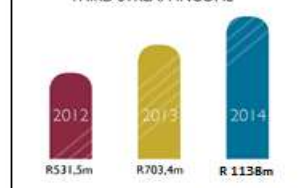
Third stream income

SU has international
research collaboration
with around

210
international partners
from more than

60
different countries.

THIRD STREAM INCOME



> 100 % increase since 2012

25% of Third stream income from international sources

Internasionalisering Internationalisation

SU's joint and double degree agreements



- University of St Andrews, Scotland
- Ecole Nationale Supérieure des Mines de Saint Etienne, France
- Universitat de València, Spain
- Vrije Universiteit Brussel, Belgium
- Friedrich-Schiller Universität Jena, Germany
- Universität Leipzig, Germany
- Vrije Universiteit Amsterdam, The Netherlands
- ALMART Consortium: Université Bordeaux I, France
- Central Mathematical Institute, India
- Universiteit Leiden, The Netherlands
- Università degli Studi di Milano, Italy
- Concordia University/CWISM, Canada
- Università degli Studi di Padova, Italy
- Université Paris Sud 11, France
- Stellenbosch University/SAMS, South Africa
- Georg-August Universität Göttingen, Germany
- Karolinska Institutet, Sweden
- Makerere University, Uganda
- Universiteit Antwerpen, Belgium
- KU Leuven, Belgium
- Université Jean Monnet, France
- Université de Rouen, France
- Université Bordeaux Segalen, France
- Universidade Federal de Ouro Preto, Brazil
- Radboud University Nijmegen, The Netherlands

Internasionalisering Internationalisation



330
registered
active
collaborative
projects in

38
African
countries with


513
Collaborators

Navorsingsuitsette/ Research outputs

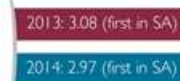
Viserektor Navorsing en Innovasie toekenning vir uitnemendheid (2014)



Total number of publication units



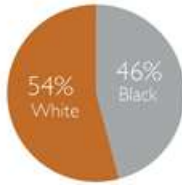
Weighted research output per full-time staff member



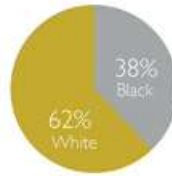
Nagraadse studentesukses

Post graduate student success

PROFILE OF POST-GRADUATE STUDENTS AT SU



PROFILE OF MASTER GRADUATES

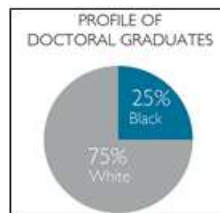
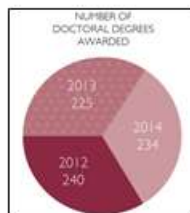
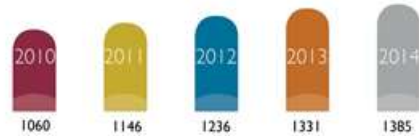


>10 000 postgraduate students make up 35% of the total student body

Nagraadse studentesukses

Post graduate student success

TOTAL NUMBER OF DOCTORAL STUDENTS



50 Doctoral degrees awarded to African candidates

Internasionale Ranglyste

International ranking

SU has taken its place as one of the top-20 universities in emerging economies. SU moved up four places and is currently ranked 17th in the Times Higher Education BRICS & Emerging Economies Rankings 2015

International ranking

	2012	2013	2014
QS World University Rankings	401-450	387	390
Times Higher Education World University Rankings	251-275	301-350	276-300



- | | |
|-------------------------------|--|
| 5. Broader economic benefits. | <ul style="list-style-type: none">• Wider economic benefits from commercial exploitation of innovations arising from R&D.• Subsidy income from the Department of Higher Education (DHET). |
|-------------------------------|--|



INNOVUS

- 28 Licence agreements signed in 2013-2014
- Disclosures
- 33 (2013)
 - 39 (2014)
 - 13 to date (2015)
- New companies!
- Vulamanz (Dr Lingam Pillay)
 - Custos (Prof Gert-Jan van Rooyen, Dr Herman Engelbrecht, Frederik Lutz)
 - Synsurf (Prof Johan Smith, Prof Johann van Zyl, Prof Pieter van der Bijl)
 - LaunchLab



Next Council meeting

The next Council meeting is scheduled for 22 June 2015.