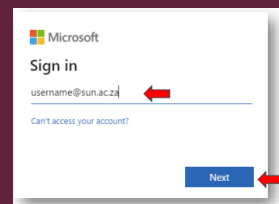


How to set up Microsoft Authenticator

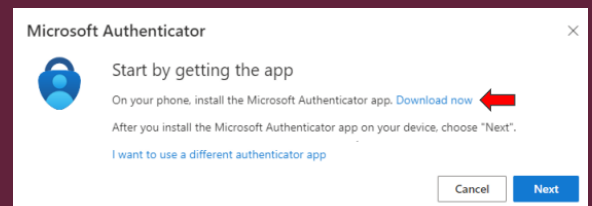
NOTE: Only users who are allowed for the Authenticator app push notifications and don't have it currently set up will see the prompt.

To install it, you must select **Next** on the prompt, which will take you through the Authenticator app setup as shown below.

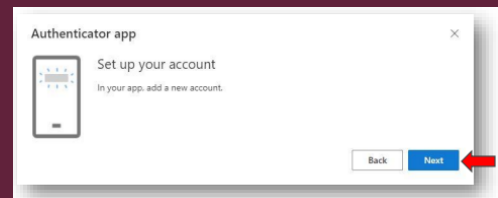
1 Tap Next.



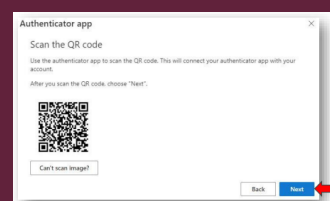
2 Download the app.



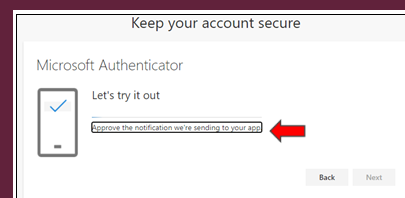
3 See how to set up the Authenticator app.



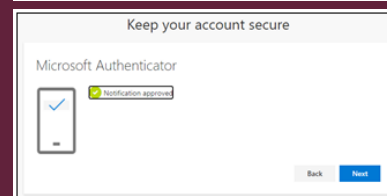
4 Scan the QR Code.



5 Approve the test notification.



6 Notification approved.



7 Authenticator app is now successfully set up as the user's default sign-in method.

